

SIRIUS SOFT STARTER, SIZE S0, 32A, 15KW/400V,
40 DEGREES, 200-480V AC, 110-230V AC/DC,
SPRING-LOADED TERMINALS



General technical data		
product brandname		SIRIUS
<ul style="list-style-type: none"> • Product equipment Integrated bypass contact system 		Yes
<ul style="list-style-type: none"> • Product feature Thyristors 		Yes
Product function		
<ul style="list-style-type: none"> • Intrinsic device protection 		No
<ul style="list-style-type: none"> • motor overload protection 		No
<ul style="list-style-type: none"> • Evaluation of thermistor motor protection 		No
<ul style="list-style-type: none"> • External reset 		No
<ul style="list-style-type: none"> • Adjustable current limitation 		No
<ul style="list-style-type: none"> • Inside-delta circuit 		No
Product component Motor brake output		No
Equipment marking acc. to DIN EN 61346-2		Q
Equipment marking acc. to DIN 40719 extended according to IEC 204-2 acc. to IEC 750		G
Power Electronics		
Product designation		Soft starter

Operating current		
• at 40 °C rated value	A	32
• at 50 °C rated value	A	29
• at 60 °C rated value	A	26
Mechanical power output for three-phase motors		
• at 230 V		
— at standard circuit at 40 °C rated value	W	7 500
• at 400 V		
— at standard circuit at 40 °C rated value	W	15 000
Yielded mechanical performance [hp] for three-phase AC motor at 200/208 V at standard circuit at 50 °C rated value	hp	7.5
Operating frequency rated value	Hz	50 ... 60
Relative negative tolerance of the operating frequency	%	-10
Relative positive tolerance of the operating frequency	%	10
Operating voltage at standard circuit rated value	V	200 ... 480
Relative negative tolerance of the operating voltage at standard circuit	%	-15
Relative positive tolerance of the operating voltage at standard circuit	%	10
Minimum load [% of IM]	%	10
Continuous operating current [% of I_e] at 40 °C	%	115
Power loss [W] at operating current at 40 °C during operation typical	W	13

Control electronics

Type of voltage of the control supply voltage		AC/DC
Control supply voltage frequency 1 rated value	Hz	50
Control supply voltage frequency 2 rated value	Hz	60
Relative negative tolerance of the control supply voltage frequency	%	-10
Relative positive tolerance of the control supply voltage frequency	%	10
Control supply voltage 1 at AC at 50 Hz	V	110 ... 230
Control supply voltage 1 at AC at 60 Hz	V	110 ... 230
Relative negative tolerance of the control supply voltage at AC at 60 Hz	%	-15
Relative positive tolerance of the control supply voltage at AC at 60 Hz	%	10
Control supply voltage 1 at DC	V	110 ... 230
Relative negative tolerance of the control supply voltage at DC	%	-15
Relative positive tolerance of the control supply voltage at DC	%	10

Display version for fault signal		red
----------------------------------	--	-----

Mechanical data

Size of engine control device		S0
Width	mm	45
Height	mm	150
Depth	mm	150
Mounting type		screw and snap-on mounting
Mounting position		With vertical mounting surface +/-10° rotatable, with vertical mounting surface +/- 10° tiltable to the front and back
Required spacing with side-by-side mounting		
• upwards	mm	60
• at the side	mm	15
• downwards	mm	40
Wire length maximum	m	300
Number of poles for main current circuit		3

Connections/Terminals

Type of electrical connection		
• for main current circuit		spring-loaded terminals
• for auxiliary and control current circuit		spring-loaded terminals
Number of NC contacts for auxiliary contacts		0
Number of NO contacts for auxiliary contacts		1
Number of CO contacts for auxiliary contacts		0
Type of connectable conductor cross-sections for main contacts for box terminal using the front clamping point		
• solid		2x (1 ... 2.5 mm ²), 2x (2.5 ... 6 mm ²)
• finely stranded with core end processing		2x (1 ... 2.5 mm ²), 2x (2.5 ... 6 mm ²)
Type of connectable conductor cross-sections at AWG conductors for main contacts for box terminal		
• using the front clamping point		1x 8, 2x (16 ... 10)
Type of connectable conductor cross-sections for main contacts		
• solid		1 ... 10 mm ²
• finely stranded with core end processing		1 ... 6 mm ²
Type of connectable conductor cross-sections for auxiliary contacts		
• solid		2x (0.25 ... 2.5 mm ²)
• finely stranded with core end processing		2x (0.25 ... 1.5 mm ²)
Type of connectable conductor cross-sections at AWG conductors		
• for main contacts		16 ... 8
• for auxiliary contacts		2x (24 ... 14)

Ambient conditions

Installation altitude at height above sea level	m	5 000
Environmental category		
<ul style="list-style-type: none"> during transport acc. to IEC 60721 		3K6 (no formation of ice, no condensation), 3C3 (no salt mist), 3S2 (sand must not get into the devices), 3M6
<ul style="list-style-type: none"> during storage acc. to IEC 60721 		3K6 (no formation of ice, no condensation), 3C3 (no salt mist), 3S2 (sand must not get into the devices), 3M6
<ul style="list-style-type: none"> during operation acc. to IEC 60721 		3K6 (no formation of ice, no condensation), 3C3 (no salt mist), 3S2 (sand must not get into the devices), 3M6
Ambient temperature		
<ul style="list-style-type: none"> during operation 	°C	-25 ... +60
<ul style="list-style-type: none"> during storage 	°C	-40 ... +80
Derating temperature	°C	40
Protection class IP		IP20

Certificates/approvals

General Product Approval	EMC	Declaration of Conformity
---------------------------------	------------	----------------------------------



CCC



CSA



UL



C-Tick



EG-Konf.

Test Certificates	other
--------------------------	--------------

[Type Test Certificates/Test Report](#)

[Miscellaneous](#)

[Environmental Confirmations](#)

[Confirmation](#)

UL/CSA ratings

Yielded mechanical performance [hp] for three-phase AC motor		
<ul style="list-style-type: none"> at 220/230 V <ul style="list-style-type: none"> at standard circuit at 50 °C rated value 	hp	7.5
<ul style="list-style-type: none"> at 460/480 V <ul style="list-style-type: none"> at standard circuit at 50 °C rated value 	hp	20
Contact rating of auxiliary contacts according to UL		B300 / R300

Further information

Simulation Tool for Soft Starters (STS)

<https://support.industry.siemens.com/cs/ww/en/view/101494917>

Information- and Downloadcenter (Catalogs, Brochures,...)

<http://www.siemens.com/industrial-controls/catalogs>

Industry Mall (Online ordering system)

<https://mall.industry.siemens.com/mall/en/en/Catalog/product?mfb=3RW3027-2BB14>

Cax online generator


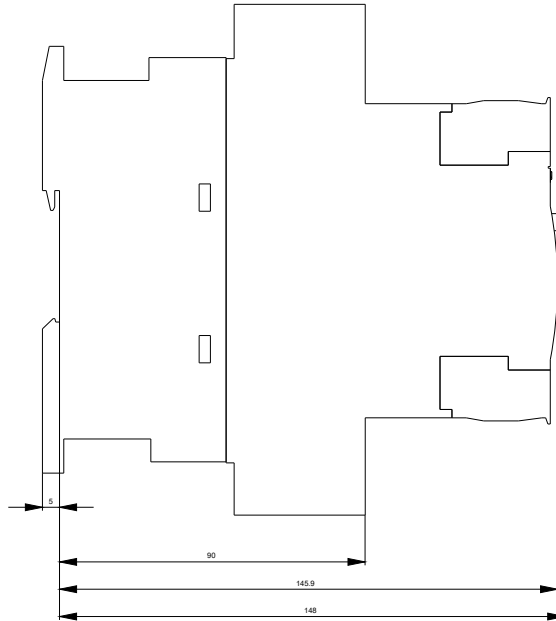
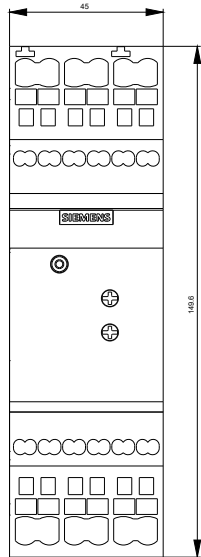
<http://support.automation.siemens.com/WW/CAXorder/default.aspx?lang=en&mfb=3RW3027-2BB14>

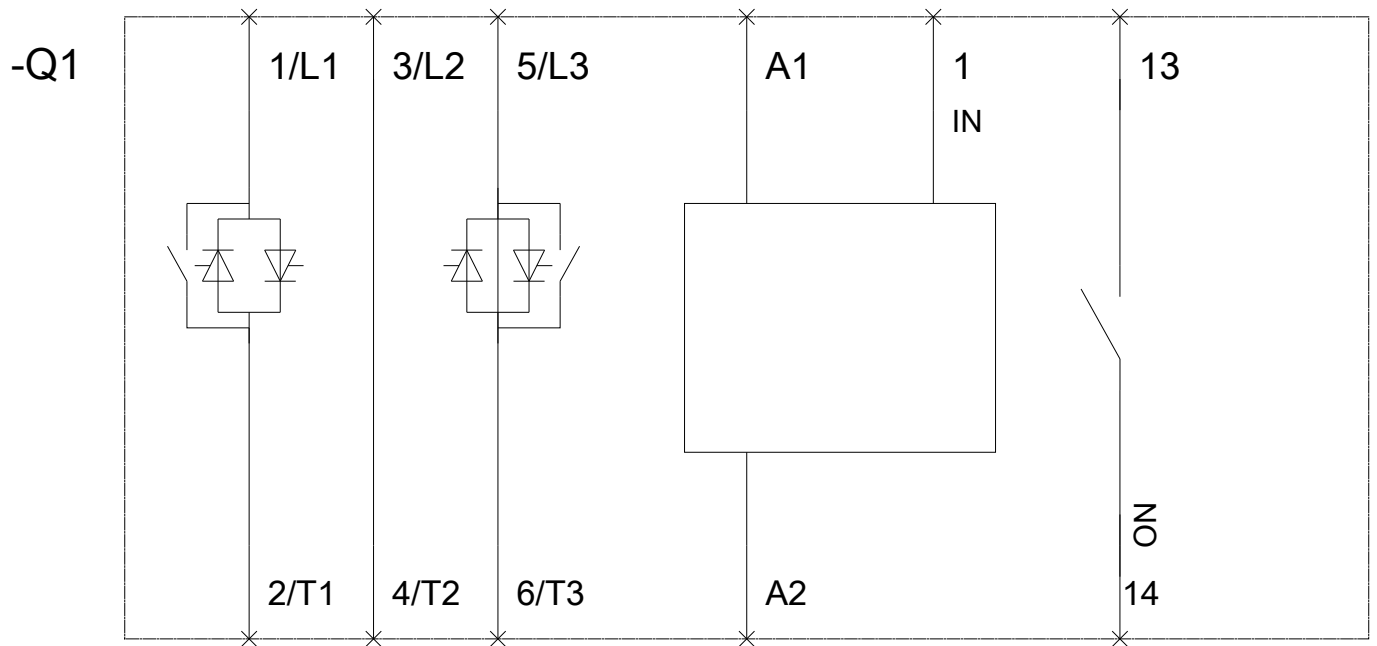
Service&Support (Manuals, Certificates, Characteristics, FAQs,...)

<https://support.industry.siemens.com/cs/ww/en/ps/3RW3027-2BB14>

Image database (product images, 2D dimension drawings, 3D models, device circuit diagrams, EPLAN macros, ...)

http://www.automation.siemens.com/bilddb/cax_de.aspx?mfb=3RW3027-2BB14&lang=en





last modified:

07/20/2017